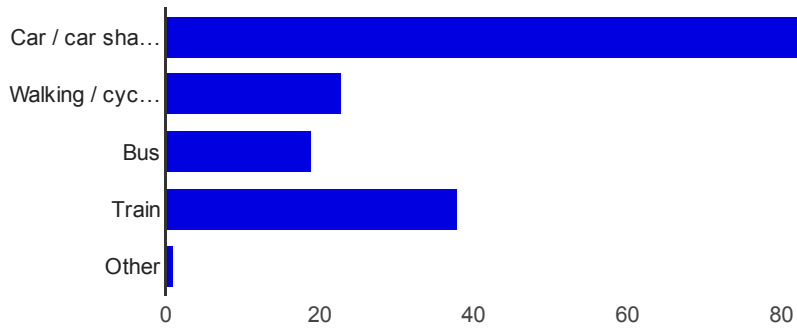


# 100 responses

[View all responses](#)   [Publish analytics](#)

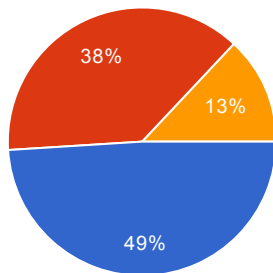
## Summary

### 1. At the moment, what are your main means of transport?



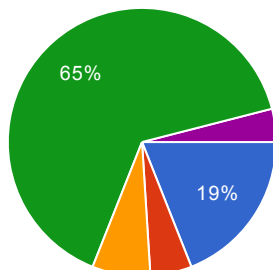
Car / car share / taxi	<b>83</b>	83%
Walking / cycling	<b>23</b>	23%
Bus	<b>19</b>	19%
Train	<b>38</b>	38%
Other	<b>1</b>	1%

### 2. Are you happy with your means of transport?



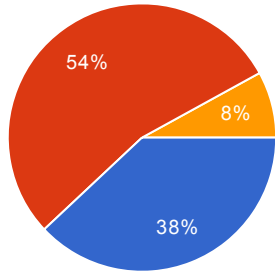
Yes	<b>49</b>	49%
No	<b>38</b>	38%
Other	<b>13</b>	13%

### 3. How often have you used Pilning Train Station in the last 12 months? Count Out & Return as separate journeys.



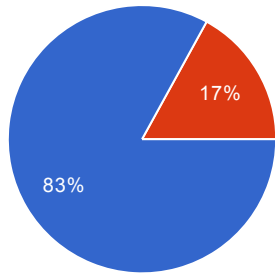
Once or twice	<b>19</b>	19%
3 - 10 times	<b>5</b>	5%
10+ times	<b>7</b>	7%
Never	<b>65</b>	65%
Other	<b>4</b>	4%

**4. Providing there are regular train services from Pilning Station and ample parking facilities at both Pilning and Severn Beach, what would be your preferred local station for outward journeys?**



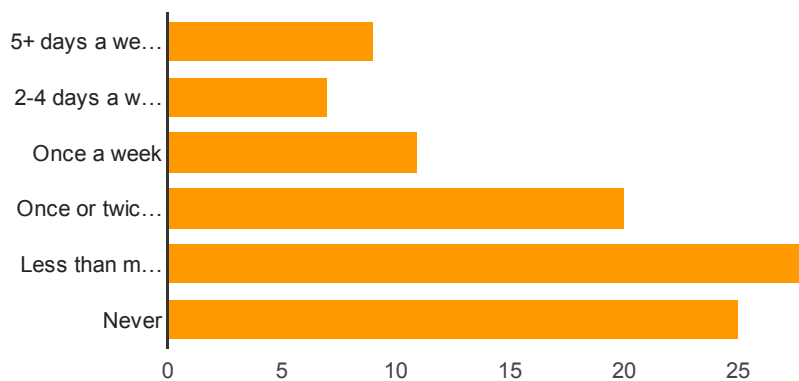
Pilning Station	<b>38</b>	38%
Severn Beach Station	<b>54</b>	54%
Other	<b>8</b>	8%

**5. What is the closest train station to your most regular outward journey destination?**



Bristol (Parkway / Temple Meads)	<b>83</b>	83%
Other	<b>17</b>	17%

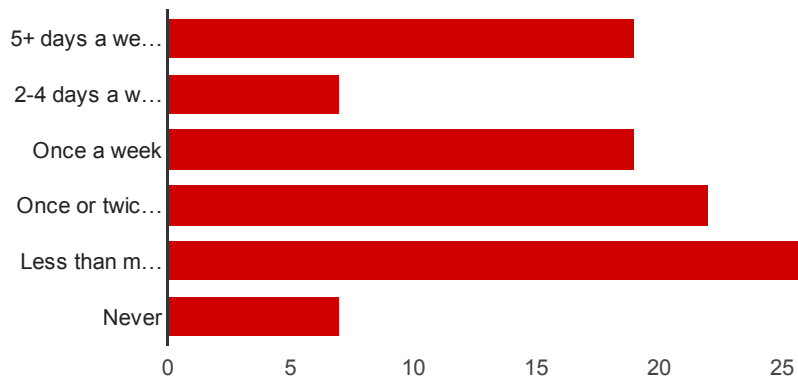
**Bus [6. How frequently do you use public transport? This is including, but not limited to Pilning Stations.]**



5+ days a week	<b>9</b>	9%
2-4 days a week	<b>7</b>	7%
Once a week	<b>11</b>	11%
Once or twice a month	<b>20</b>	20%

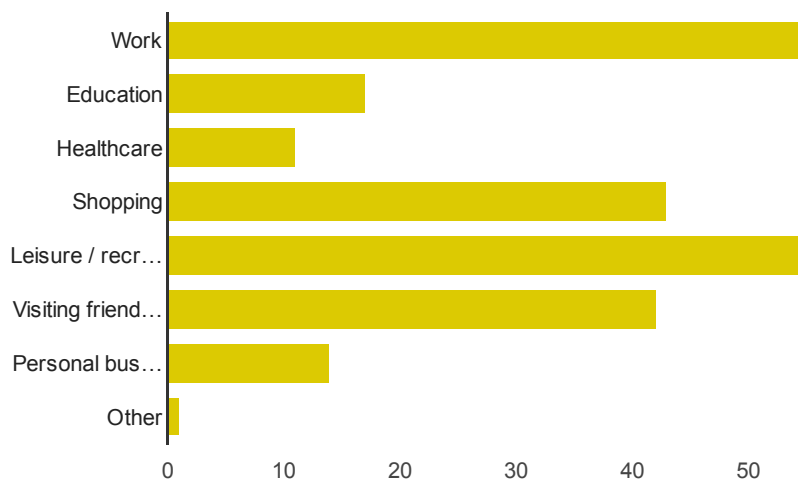
Less than monthly **28** 28%  
 Never **25** 25%

**Train [6. How frequently do you use public transport? This is including, but not limited to Pilning Stations.]**



5+ days a week **19** 19%  
 2-4 days a week **7** 7%  
 Once a week **19** 19%  
 Once or twice a month **22** 22%  
 Less than monthly **26** 26%  
 Never **7** 7%

**7. What is the main purpose of the journeys you usually make?**



Work **55** 55%  
 Education **17** 17%  
 Healthcare **11** 11%  
 Shopping **43** 43%  
 Leisure / recreation **55** 55%  
 Visiting friends / family **42** 42%  
 Personal business **14** 14%

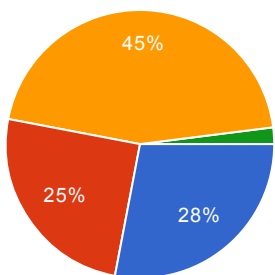
Other 1 1%

**8. What time do you usually make your journeys?**



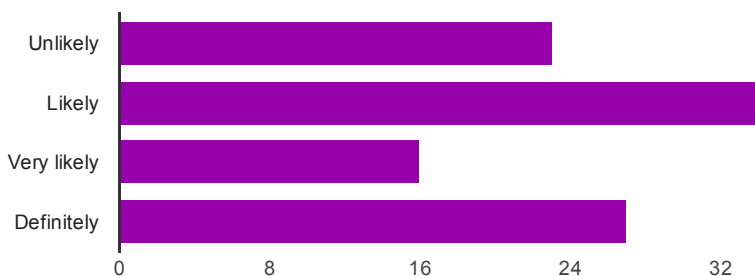
Peak (week days before 9:30 am and between 15:30 - 18:30) 61 61%  
 Off-peak 52 52%

**9. How would you like to be able to get to Pilning Train Station? (tick your 1st preference option)**



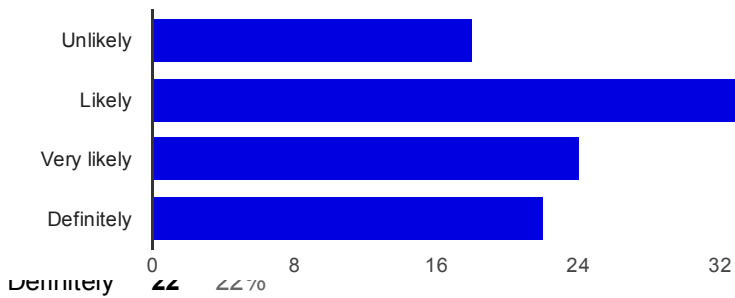
Walk / cycle 28 28%  
 Bus 25 25%  
 Car / car share 45 45%  
 Other 2 2%

**Bristol Parkway [10. If there were additional trains available, how likely would you use Pilning Station for travelling to ...]**

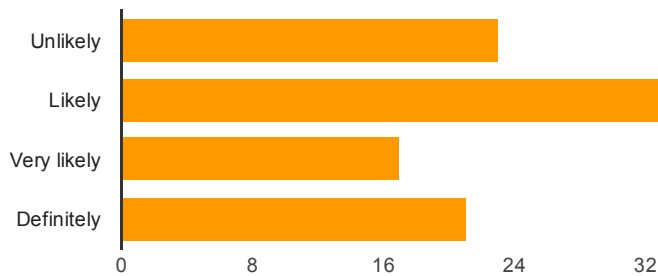


Unlikely 23 23%  
 Likely 34 34%  
 Very likely 16 16%  
 Definitely 27 27%

**Bristol Temple Meads [10. If there were additional trains available, how likely would you use Pilning Station for travelling to ...]**

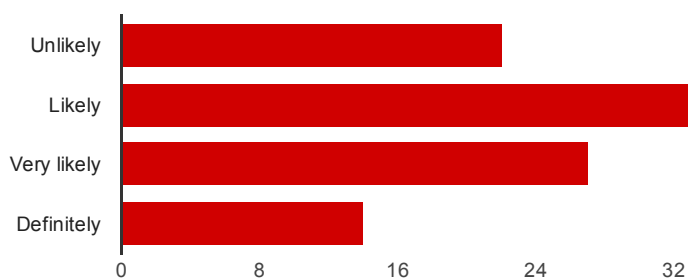


**Other local stops (e.g. Patchway, Filton Abbey Wood, Chepstow, etc.) [10. If there were additional trains available, how likely would you use Pilning Station for travelling to ...]**



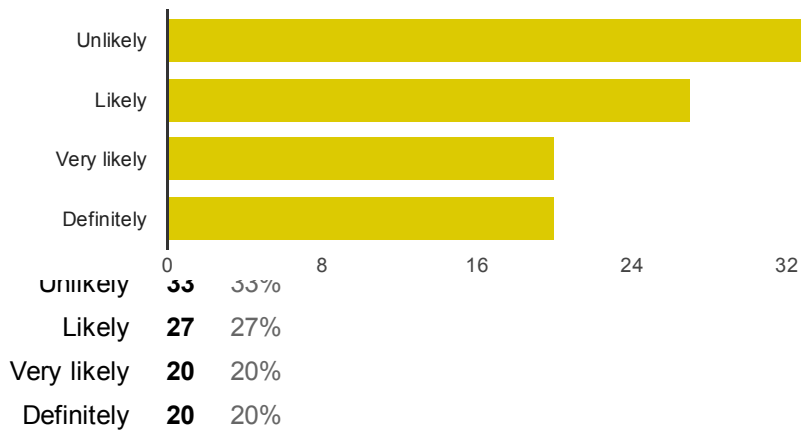
Unlikely	<b>23</b>	23%
Likely	<b>39</b>	39%
Very likely	<b>17</b>	17%
Definitely	<b>21</b>	21%

**The South / South-West (Weston-super-Mare, Taunton, Exeter, etc.) [10. If there were additional trains available, how likely would you use Pilning Station for travelling to ...]**

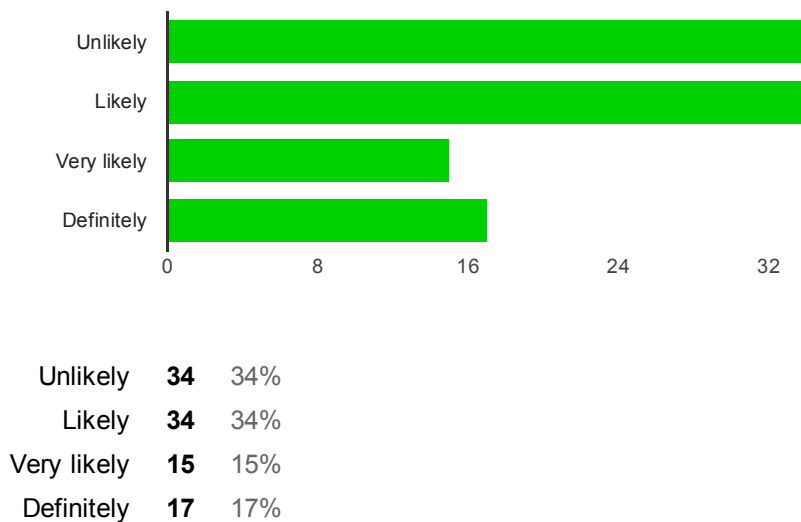


Unlikely	<b>22</b>	22%
Likely	<b>37</b>	37%
Very likely	<b>27</b>	27%
Definitely	<b>14</b>	14%

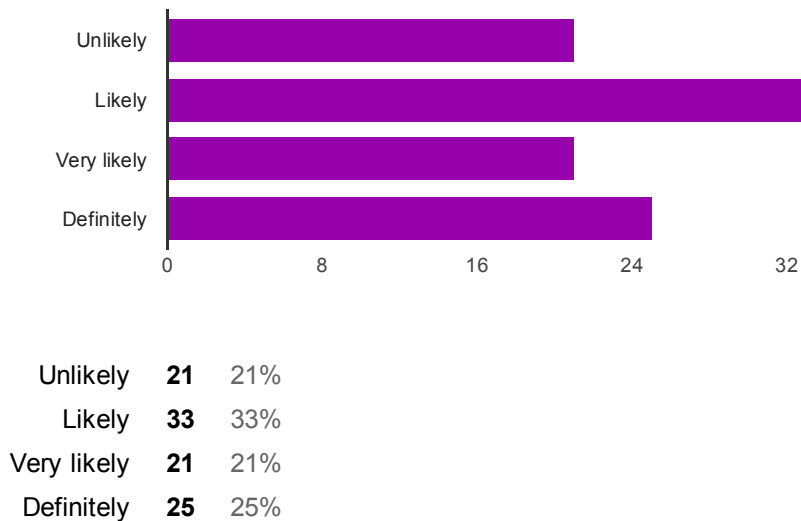
**The East (Oxford, Reading, London, etc.) [10. If there were additional trains available, how likely would you use Pilning Station for travelling to ...]**



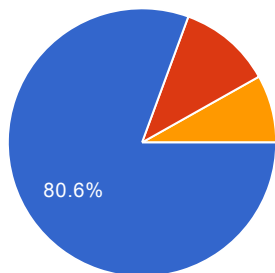
**The North (Gloucester, Birmingham, Manchester, etc.) [10. If there were additional trains available, how likely would you use Pilning Station for travelling to ...]**



**South Wales (Newport, Cardiff, Swansea, etc.) [10. If there were additional trains available, how likely would you use Pilning Station for travelling to ...]**



**11. What type of ticket / pass do you normally use when travelling by public transport?**



Single / Return / Day ticket	<b>79</b>	80.6%
Concessionary Pass	<b>11</b>	11.2%
Other	<b>8</b>	8.2%

## 12. Do you have any comments? We'd love to hear them!

We live in such a rural area we need extra public transport more regularly

I would like to use Pilning Station for both out and return journeys. Platform 2 should remain open for practical reasons.

There is too much traffic in Pilning and we need a solution NOW!

We need Pilning

I would be less likely to drive if I was able to access other parts of the country without having to go via temple meads

Love our train service (Severn beach) would like actually pay for it. 3 out of 5 journeys seem to not have a conductor. Would like a few other times on evenings/ weekends

Would like a later train from Bristol to Severn Beach on a Friday and Saturday evening. Also, trains are too frequently terminated unexpectedly at Avonmouth, leaving passengers stranded.

Hourly trains from & to Severn Beach during peak hours 15:00 - 18:00.

Additional off peak journeys from and to Severn Beach station would be great, I often use the train off peak as do many other severn beach residents, we find that we are often not charged for the journey as no conductor is present, this obviously means the recorded passenger numbers using the service are incorrect and it possibly is not given the priority it deserves when it comes to allocating services.

Pilning station is on the main line and could easily be served with frequent trains. The station needs a rebuild and a direct path/cycle route from the centre of pilning. Many more people would therefore use the station and attract more economic growth in the area.

I think you need to concentrate severnbeach station as it is very well used trains should run every hour or bus to Avonmouth in between as people finishing a shift at say 2.00pm on western approach are stuck for two hours before a train comes it's quite a long walk from tesco to severnbeach station so every hour would suit also some drivers just chuck everyone off at Avonmouth regardless of weather they can get home saying a taxi will be along what a waste of money it happened to me last month and 26 people were stranded one taxi turned up it was a joke

People living in this area are forced to use cars because public transport is almost non-existent. The commute to Bristol would be SO much easier by train, if there were a reliable service.

It appears that this questionnaire is more concentrated on the question of Pilning station, however it should be noted that the bus connections for Pilning are woefully inadequate and do not even directly connect Pilning to the centre of town or nearby thorn bury. I would be more supportive of an improved bus service than a better rail provision.

I do not understand question 5

When is the platform going on Portway Park & Ride, I hate having to drive there.

Pilning train station would be great for use to fillin as the jouney from severn beach is the long way riubd

I love using the train service from Severn Beach. It's very cheap and reliable. Unfortunately I can't use it for work because of my shift patterns. I use it mostly to meet friends and family and for shopping and evenings out. I would love a later train on a Friday/ Saturday night so we could take advantage of leisure facilities more. I would also love to have a train that stopped at Pilning station once or twice a day going to South Wales as I have family and friends there too and would love to leave the car behind.

For every train to go to Severn beach and not terminate at Avon mouth

The public transport services are diabolical for us residents of Severn Beach who have no access to a car. I would love to see significant improvements in both frequency and reliability of both trains and buses.

I can only use the park and ride as the train hardly ever runs properly!

In the 20 years I have lived here, Pilning Station has never offered me a viable travel option. Sadly, I feel this is unlikely to change, which is a shame.

Currently the bus service is unreliable as it often breaks down. Also since the change in route which added on Southmead hospital, the frequency of them was drastically reduced as a result. The train is good but it's about a half hour walk to get there and for some reason the bus service to Severn Beach from Pilning doesn't coincide with the train times. I also get rather angry at the amount of times the Severn Beach service is curtailed at Avonmouth when they are running a little late.

To be able to travel into Bristol and other areas would be great from a local station getting Pilning station is a way to open up an area for residents, cycling etc

Pilning Station has the potential to be a tremendous resource for local people. It will enable young people to reach jobs and educational facilities in north and central Bristol before they are even old enough to drive a car. It will enable my elderly parents to travel to see me from Cardiff, and for me to reach them without driving. Do not put it beyond practical use by removing a platform and the bridge. Invest in the area's future now!

I understand that there are plans to build substantial numbers of houses along by the railway line at Pilning and also between Pilning and Easter Compton in the near future - regular train services from / to Pilning Station would ease traffic congestion and help the environment !

Pilning station is the BEST and MOST CONVENIENT way for me to travel around, as the tickets are not very expensive and I don't have a car. It is also quite close so I could cycle to the station safely; unlike Severn Beach which would be an extra 30 minutes away and involve more dangerous roads.

My husband and I are retired and always use the train to travel to Clifton, Temple Meads, Bath & Weston Super Mare as it is cost effective and a lot less stress!!

There is no public transport at Northwich where I live. I would like to use public transport to be more independent from my parents who drive me everywhere.



The Severn Beach line needs a more frequent service rather than just every 2 hours. It also needs a car park.

Linking the Severn Beach line to the Pilning station would be most useful

Travelling from Pilning station would mean less congestion on the roads as people do not need to travel by car to the other stations. Also it would promote tourism and visitors to the area. Make my life easier to as I could spend more time with my family as I would not need to drive to Patchway which is an hour journey round trip from Northwich where I live.

Pilning is on its way to become part of the Greater Bristol conurbation. Let us learn from the lessons of the past 50 years and keep our stations active and accessible by all. As we know from Charlton Hayes halt, even if there is a huge need to reopen an abandoned station, planning and other obstacles mean that we are prevented from doing so. Once it's gone, it is inevitably much, much more difficult and expensive (even if it is actually possible) to get it back. The siting of the eventually reopened Portishead station nearly a mile from its original town centre position (due in part to the ORR dogma that it cannot be accessed by a level crossing), will have serious implications for the take-up and profile of the re-introduced service. Learn from our errors!

My husband travels to North Bristol everyday & is always delayed by bad traffic to and from his place of work. He found it impossible to take public transport to and from work. If Pilning Station was re opened it would be perfect for his daily commute and much quicker and easier than his current car journey. I would use Pilning Station to travel to Bristol Parkway and onward to London.

We have a very limited transport system in Aust

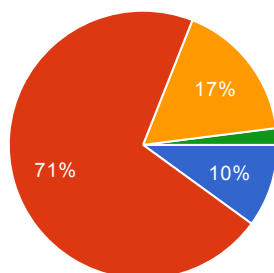
Those living in the rural communities often use their cars to travel to main stations.

Increased trains at Pilning would take pressure off the main road network and increase access to the main travel hubs for rural communities.

More trains or bus link that are reliable from Severn Beach. Better bus service (ie one that doesn't take 1 1/2 hours) to Southmead Hospital (my place of work)

## About you

### How old are you?



20 years old and under	<b>10</b>	10%
21-59 years old	<b>71</b>	71%
60 years old and over	<b>17</b>	17%
Prefer not to say	<b>2</b>	2%